

Cube Invisi™ Series II Wall Hung In-Wall System



Description	Code	Weight (lbs.)	CDN List
Cube Invisi™ Cube bowl	604300W	57	\$639
Option 1: Tank, wall-hung carrier, and connector for in-wall, in-duct, or in-ceiling installations	237061	32	\$670
Option 2: In-wall tank, carrier and connector for under-counter installations	237062	33	\$690
Cube easy close seat	300024W	7	\$138

Please see following page for button options.

Somerton Invisi™ Series II Wall Hung In-Wall System



Description	Code	Weight (lbs.)	CDN List
Somerton Invisi™ Somerton elongated bowl	604100W	57	\$379
Option 1: Tank, wall-hung carrier, and connector for in-wall, in-duct, or in-ceiling installations	237061	32	\$670
Option 2: In-wall tank, carrier and connector for under-counter installations	237062	33	\$690

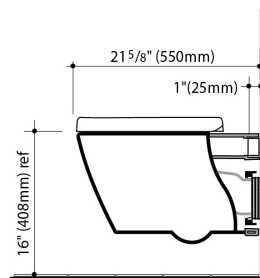
Please see following page for button options. Seat Options are shown in Seat Section of Price Book.

Tank hidden behind the wall for maximization of valuable floor space and cleanliness. Features HET 1.28/0.8 gpf dual-flush system.

Available in standard in-wall tank or undercounter tank installations.

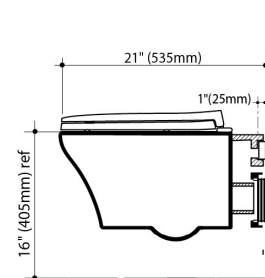
Somerton is ADA Compliant with bowl height of 16 to 17" and MaP Premium labelled at 1000 g

Cube Invisi™ Series II



Bowl Height: Bowl adjustable to 17"

Somerton Invisi™ Series II



Bowl Height: Bowl adjustable to 17"

Optional Extras for Invisi Systems


Description	Code	CDN List
Remote mounting box kit (for remote or induct mounting- <i>Requires blank access panel</i>)	237006	\$59
4M (13ft) pneumatic hose	237702	\$16



Invisi™ Series II round dual-flush custom button set

Description	Code	Weight (lbs.)	CDN List
Round dual-flush	237013C (chrome)	1	\$99
Custom mount button set	237013S (satin)	1	\$110

(Note: Requires 237702 pneumatic tube, purchased separately)



Invisi™ Series II round dual-flush plate & button set

Description	Code	Weight (lbs.)	CDN List
Round dual-flush	237010W (white)	1	\$104
plate and button set	237010C (chrome)	1	\$112
	237010S (satin)	1	\$119



Invisi™ Series II ADA dual-flush plate & raised button set

Description	Code	Weight (lbs.)	CDN List
ADA dual-flush plate	237011C (chrome)	1	\$122
and raised button set	237011S (satin)	1	\$139



Invisi™ Series II rectangular dual-flush custom button set

Description	Code	Weight (lbs.)	CDN List
Rectangular dual-flush	237023C (chrome)	1	\$99
custom mount button set	237023S (satin)	1	\$110

(Note: Requires 237702 pneumatic tube, purchased separately)



Invisi™ Series II blank access panel to allow tank access when buttons are located elsewhere

Description	Code	Weight (lbs.)	CDN List
Blank access panel	237024C (chrome)	1	\$95
	237024S (satin)	1	\$107



Invisi™ Series II metal rectangular dual-flush plate & button set

Description	Code	Weight (lbs.)	CDN List
Metal rectangular	237020C (chrome)	1	\$158
dual-flush plate	237020S (satin)	1	\$167